

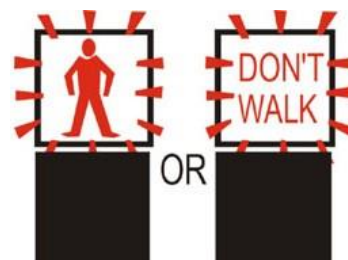
**Class 'C' General Knowledge Test - Practice Questions**

Compiled from the General Knowledge Question Bank July 2014

Numbers in square brackets [ ] are the original Question Bank numbers

**Traffic Lights**

1. [12] **You are approaching an intersection that has a red light camera. The lights turn yellow when you are too close to stop safely. The lights go red as you get to the other side of the intersection. Will you receive a penalty notice?**
- (a) Yes, but a driver is entitled to advise the Police Service and have the case heard by a court.
  - (b) Possibly, because you were in the intersection when the lights turned red.
  - (c) No, because the camera only takes a photo if you cross the stop line after the lights turn red.
2. [69] **You approach an intersection in busy traffic and want to go straight ahead. The traffic lights turn green. When are you permitted to enter the intersection?**
- (a) When the vehicle behind signals you to go.
  - (b) Only when there is room for your vehicle on the other side.
  - (c) Immediately after the traffic lights turn green.
3. [70] **Which statement is correct?**
- (a) Red light cameras take photographs of vehicles that cross intersections when the lights are yellow.
  - (b) Red light cameras take photographs of vehicles that enter intersections when the lights are red.
  - (c) Red light cameras take photographs of vehicles that speed through intersections.
4. [71] **As you drive into an intersection, the lights turn to yellow. You should -**
- (a) Brake immediately to a stop.
  - (b) Continue through the intersection.
  - (c) Accelerate as hard as you can.
5. [72] **When these lights are flashing it means -**
- (a) Pedestrians must not start to cross.
  - (b) Pedestrians who have started crossing must go back to the footpath.
  - (c) Pedestrians are not allowed in this area at this time.




6. [73] You wish to turn left here. The pedestrian lights are flashing red. You should -

- (a) Move into the right hand lane.
- (b) Slowly move through the intersection turning left.
- (c) Give way to pedestrians still crossing.



7. [103] You are facing traffic lights (as shown). What do they mean?

- (a) You may proceed only in the direction of the green arrow.
- (b) You must give way to oncoming traffic.
- (c) You may proceed only in the direction of the green arrow when the red light has changed to green.



8. [104] At traffic lights what is meant when a red light appears?

- (a) Stop, make sure there is no traffic, then drive straight ahead.
- (b) Stop, wait behind the stop line until the lights change to yellow.
- (c) Stop, wait behind the stop line until the lights change to green.



9. [105] What should you do when approaching traffic lights which change from green to yellow?

- (a) Speed up to clear the intersection before the lights change to red.
- (b) Stop at the stop line unless you are so close that sudden or sharp braking might cause an accident.
- (c) Stop, only if a red light camera is in use.



10. [106] What may you do at an intersection with traffic lights at which this sign is displayed?

- (a) You may turn left only if a green arrow is shown.
- (b) You should slow down and check if anyone is coming before turning left.
- (c) If the lights are red you must first stop, then you may turn left if it is safe to do so.




**11. [107] Are you permitted to make a U-Turn at traffic lights?**

- (a) Yes, at all times.
- (b) No unless there is a U-TURN Permitted sign at the intersection.
- (c) Yes, if there is no danger of colliding with another vehicle.


**12. [108] These lights mean that you -**

- (a) Can turn left, but not go straight ahead.
- (b) Can turn left or go straight ahead.
- (c) Can turn left only if a sign 'TURN LEFT AT ANY TIME WITH CARE' is displayed.




**13. [109] This light means, you –**

- (a) Can make a U-turn provided it is safe to do so.
- (b) Must stop and wait for the red light before proceeding.
- (c) Can go straight ahead, or turn left or turn right, if it is safe to do so.




**14. [110] It is 3 o'clock in the morning. You cannot see any other traffic. You want to turn right. You may -**

- (a) Turn right when you have waited one minute.
- (b) Turn right if it is safe to do so.
- (c) Not turn right while the arrow is red.



**15. [111] As you approach an intersection with traffic lights, the yellow light turns to red. You must -**

- (a) Stop and wait for the green light.
- (b) Sound your horn and proceed through the red light.
- (c) Speed up to avoid traffic from the left and right.



**16. [112] You approach an intersection showing a red light and the sign shown. You wish to turn left. You must -**

- (a) Slow down and turn left if it is safe.
- (b) Stop and turn left only if it is safe.
- (c) Stop and wait for a green light.



**17.** [113] You are waiting at an intersection and the lights are red. The traffic lights change to green. You should -

- (a) Wait until the traffic behind you makes you move.
- (b) Cross the intersection as quickly as possible.
- (c) Check both sides of the intersection and then proceed.

**18.** [114] You want to turn right at an intersection and see this traffic light.

You should-

- (a) Move forward slowly.
- (b) Stay behind the stop line until the green arrow shows.
- (c) Enter the intersection and wait for the green arrow.



**19.** [115] You wish to turn left at this intersection. The traffic lights are red and you see this sign. You should -

- (a) Stop, then if you see it is safe turn left.
- (b) Stop then go straight ahead.
- (c) Stop until the light turns green.




**20.** [116] You wish to turn left at this intersection and the traffic lights are green. What should you do?

- (a) Move forward slowly, make the left turn and wait behind car A.
- (b) Enter the intersection and sound the horn.
- (c) Wait behind the stop line until there is room for you to enter the new road.



**21.** [117] As you approach a set of traffic lights at an intersection, they change from green to yellow (amber). You must:

- (a) Stop before the lights, unless you are so close that sudden braking might cause an accident.
- (b) Accelerate to clear the intersection before the lights change to red.
- (c) Drive through the intersection without accelerating.



**22. [118] Temporary traffic lights at road works -**

- (a) Apply to road works vehicles only.
- (b) Must be obeyed.
- (c) Are installed to warn motorists of construction works.

**23. [119] Where do you stop at temporary traffic lights?**

- (a) At the 'Stop here on red signal' sign.
- (b) After the traffic lights, but before the construction zone.
- (c) Where the lane ends.

**24. [164] At a pedestrian crossing with traffic lights, when the lights change to red you should -**

- (a) Stop and continue after the pedestrians have crossed.
- (b) Slow down and give way to pedestrians.
- (c) Stop, wait for pedestrians to cross and for the green light to come on.

**25. [213] What does this sign mean?**

- (a) If traffic lights are out of order or the amber light is flashing, you must stop and give way to traffic as if you are at an intersection with stop signs.
- (b) Stop, red light camera in operation.
- (c) Stop at all times and give way to all traffic.

**26. [305] You are at a busy intersection with slow moving traffic and want to go straight ahead. When the traffic lights change to green you should make sure that -**

- (a) You do not hold up the traffic behind you.
- (b) You have the car in the right gear.
- (c) You do not block the intersection.



**27.** [306] **The traffic on the other side of this intersection has stopped. You are in the car shown and want to cross the intersection. The lights are green. What should you do?**

- (a) Wait until there is enough room for your vehicle to cross the intersection completely.
- (b) Drive into the intersection and then turn left.
- (c) Drive through the intersection slowly and hope that it will clear before the lights change.



**28.** [322] **It is early morning and there is no other traffic about. You approach an intersection when the traffic lights change from green to yellow. What should you do?**

- (a) Stop.
- (b) Keep going.
- (c) Drive through and sound your horn.

